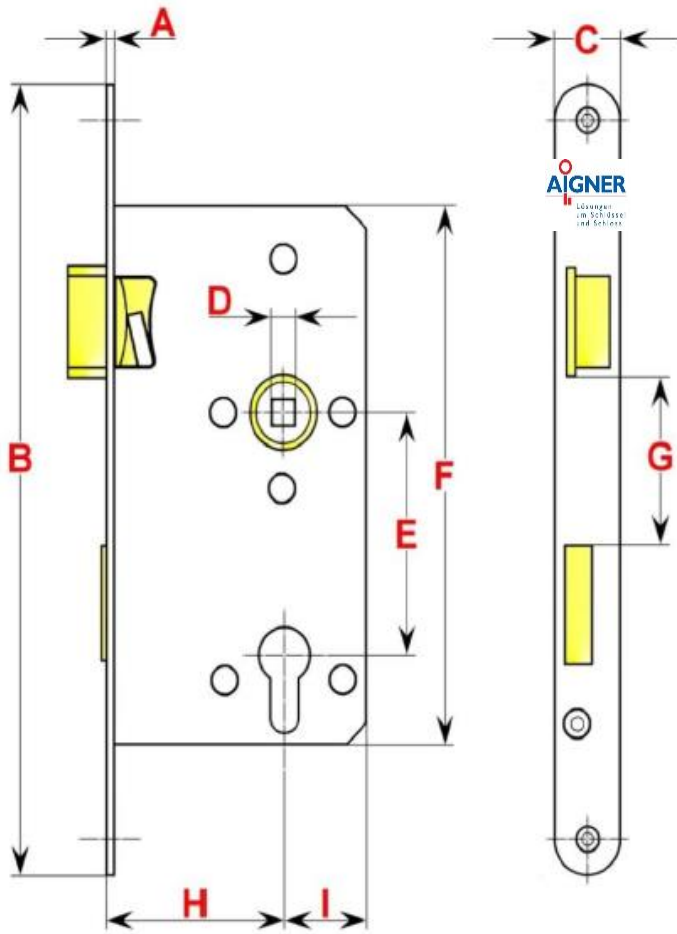
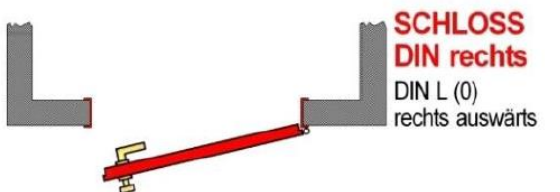
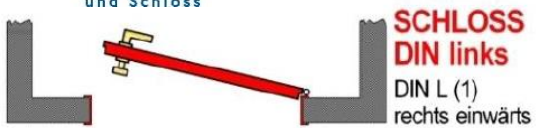
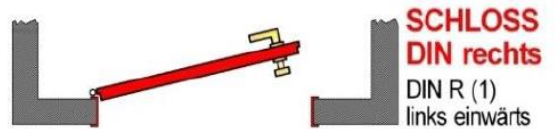


Maßblatt für Einsteckschlösser



- A Stulpdicke _____
- B Stulplänge _____
- C Stulpbreite _____
- D Vierkant _____
- E Entfernung _____
- F Kastenhöhe _____
- G Zargenmaß _____
- H Dornmaß _____
- I Hinterdornmaß _____

DIN rechts DIN links



Alle Maße sind in mm anzugeben